

Faculty Meeting Outline: Kickoff for Fly Five Curriculum

Duration: 30 minutes

Goal: To introduce the Fly Five curriculum, outline school-wide support and initiatives, provide time for exploration, and foster a positive, supportive atmosphere for faculty.

1. Welcome and Mindful Monday Meditation (5 minutes)

Objective: Set a positive, calm tone for the meeting and promote mindfulness.


- **Greet everyone warmly:** “Good morning/afternoon, everyone! I’m so excited to have you all here today as we kick off something new and impactful for our school community. “Provide colorful sticky notes, markers, or index cards for everyone.
- **Mindful Monday Meditation:** Introduce the Fly Five Mindful Monday component by starting the faculty meeting with the “[Staying Open to Possibilities](#),” meditation.
 - Invite faculty and staff to share once the meditation is complete.



2. Introduction to Fly Five Curriculum (5 minutes)


Objective: Provide an overview of the curriculum and its goals.

- **Why Fly Five?:** Share the importance of the C.A.R.E.S competencies and how the Fly Five curriculum will support students’ overall development.
 - Briefly explain some of Fly Five’s strategies for student well-being: social skills, emotional awareness, problem-solving, and positive relationship-building.
- **What to Expect:** Outline the goals for integrating Fly Five into daily routines and the benefits for both students and staff.
 - Discuss how the curriculum aligns with the school’s broader educational vision and mission, and the focus on fostering a positive, inclusive learning environment.



3. What to Expect from School Leaders During Implementation (5 minutes)

Objective: Clarify the support teachers will receive from school leaders throughout the Fly Five implementation process.

- **Ongoing Support:** Explain that school leaders will be actively involved in supporting the implementation of Fly Five. Here are some **options**.
 - **Co-Planning Time:** Provide dedicated time for teachers to collaborate with co-teachers, grade-level teams, and support staff to plan lessons and share strategies.
 - **Classroom Walkthroughs & Feedback:** School leaders participate in the Fly Five lessons as learners, and will conduct regular walkthroughs to observe Fly Five lessons in action, offering feedback and support where needed.
 - **Professional Development:** Ongoing professional development opportunities will be available to deepen understanding and ensure successful curriculum delivery, through License Holder onboardings and 
 - **Weaving CARES into School-Wide Activities:** Describe how the school will integrate the C.A.R.E.S. (Cooperation, Assertiveness, Responsibility, Empathy, and Self-Control) competencies into community events and assemblies.
 - Highlight examples of how the CARES competencies will be included at school-wide assemblies, such as through skits, student-led discussions, and recognition of students demonstrating CARES traits.
 - Encourage teachers to incorporate these competencies into daily routines and classroom activities, as well as in special events throughout the year.
 - **CARES Integration in School-Wide Celebrations:** Talk about special school-wide initiatives that will reinforce Fly Five, such as “CARES Week,” community service projects, or assemblies that celebrate emotional growth and character development.



4. Unboxing the Curriculum Kits (7 minutes)

Objective: Allow faculty to physically engage with the new resources and foster excitement and curiosity.


- **Unbox the Kits:** Have each teacher receive their Fly Five curriculum kit.
 - Explain the contents and the different materials available: Teacher's Lesson Guides, The Mindful Student Cards, Scenario Cards, Student Journals, Poster Packs, and other resources.
 - Highlight key sections in the Teacher's Lesson Guide, including an overview of the lessons, supporting activities, and differentiation strategies.
- **Interactive Exploration:** Allow 5–7 minutes for faculty to explore their Teacher's Lesson Guide and materials.
 - Encourage faculty to browse through a few lessons, familiarize themselves with online resources, and jot down any questions or thoughts.
 - Provide sticky notes or a space on the wall for faculty to write questions or ideas they can follow up on later.



5. Complete the SETI (20 minutes)

Objective: Facilitate self-reflection and assess readiness for the new curriculum.

- **Explain the SETI :** Briefly describe the Social Emotional Type Inventory as a typology inventory (SETI) intended to be an engaging and helpful way for adults to identify areas of strength and growth in their own social and emotional competence. Explain to staff that the SETI will take 15–20 minutes to complete.
- **Reflection Time:**
 - Encourage them to reflect on their strengths, areas of growth and any specific areas where they would like additional guidance.
 - Reassure staff that this is a personal reflection, and the goal is to identify ways to better support everyone as they begin implementing the curriculum.



6. Q&A and Group Sharing (3 minutes)

Objective: Provide space for any initial questions, concerns, or ideas.

- Open the floor for any initial questions or thoughts. Remind staff that their SETI results are for their personal reflection, and do not have to be shared with colleagues or leadership.
- Encourage faculty to share any exciting ideas they have for incorporating Fly Five into their classrooms or school events.
- Reinforce that school leaders are here for ongoing support and to help implement the curriculum in ways that best meet the needs of students and staff.



7. Closing: Positive Reflection (3 minutes)

Objective: End the meeting on a positive and uplifting note.

- **Mindful Reflection:** Lead a short sharing practice to close the meeting.
 - Encourage faculty to take a deep breath and reflect on their personal intentions for the Fly Five journey.
 - Invite everyone to think about one positive takeaway or action they can implement right away.



Closing Message:

- End with a warm, encouraging message: "Thank you all for your enthusiasm and dedication today. We're about to embark on a wonderful journey with Fly Five, and I'm so excited to see the positive impact it will have on our students and our community. Let's continue to support one another as we grow together!"